



Elevating Education With Cutting-Edge AI Technology

The interface displays a math problem on a chalkboard:
$$\frac{\sin^2(x) - \cos^2(x)}{\sin(x) + \cos(x)}$$

Explanation

To simplify the expression $\frac{\sin^2(x) - \cos^2(x)}{\sin(x) + \cos(x)}$, we can use the trigonometric identity $\sin^2(x) - \cos^2(x) = -\cos(2x)$.

Therefore, the expression becomes $\frac{-\cos(2x)}{\sin(x) + \cos(x)}$.

We can further simplify this expression by using the double angle formula for cosine, which states that $\cos(2x) = 2\cos^2(x) - 1$.

Substituting this into our expression gives $\frac{2\cos^2(x) - 1}{\sin(x) + \cos(x)}$.

This is the simplified form of the given expression.

Solve +

Plot a Graph +

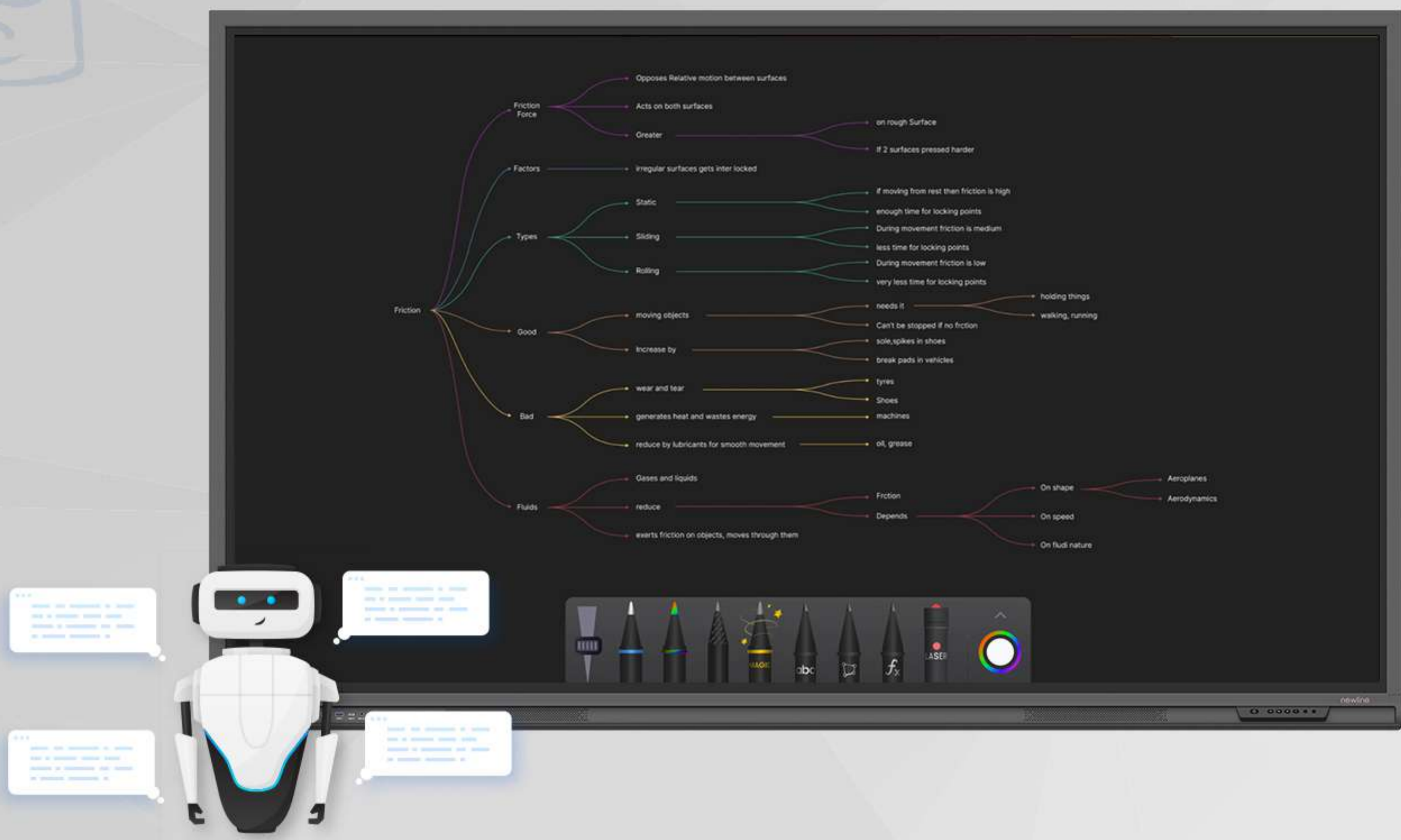
Q&A +

Videos

Solve:

newline

Cultivate Your Creativity with Newline Canvas, Where Intuition and Innovation Converge. Thanks to the Influence of Generative AI.

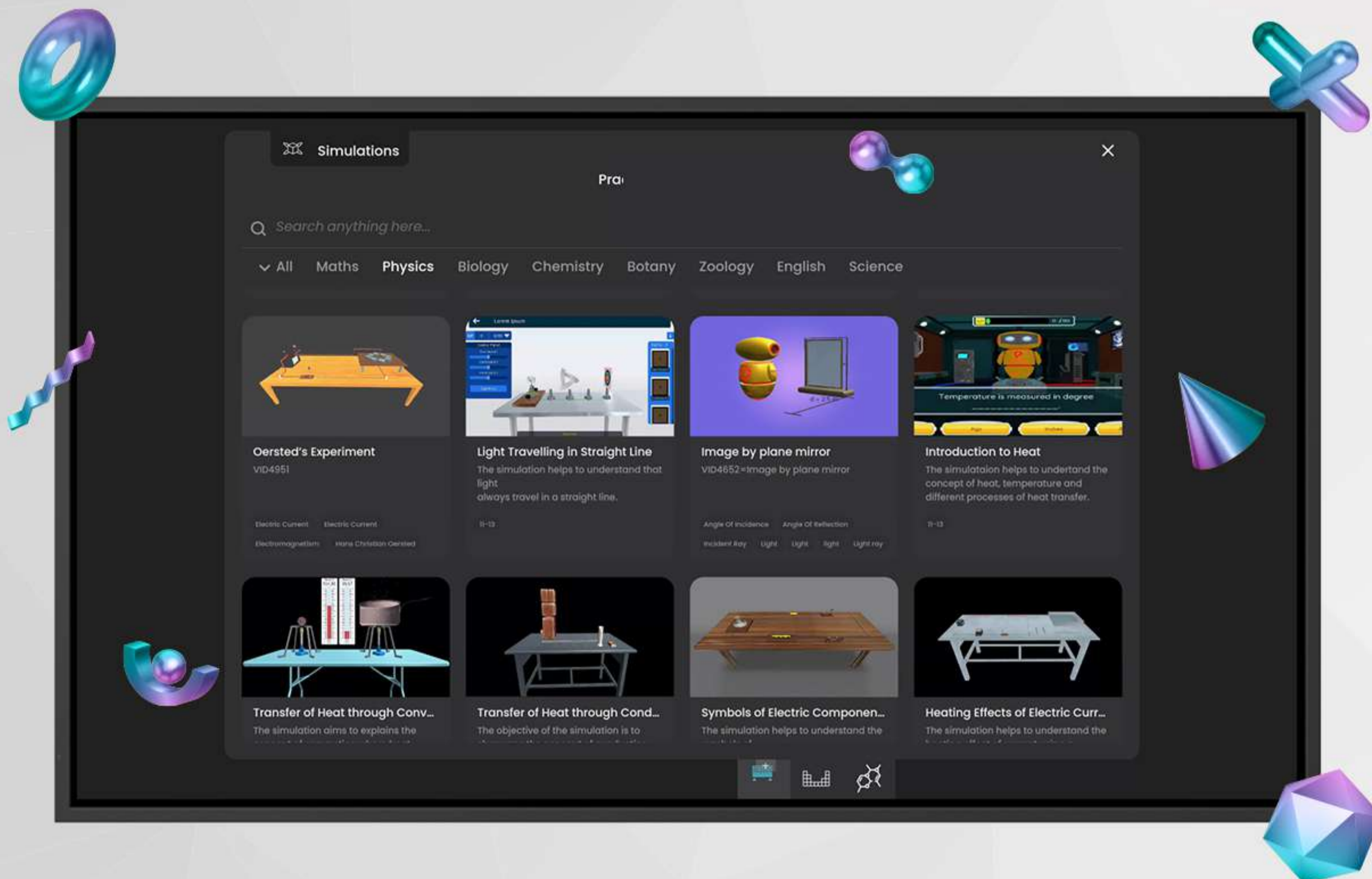


Interactive Whiteboard

With intuitive tools and advanced features, you can break free from limitations, explore new horizons, and bring your imagination to life like never before.

AI Pen: Intelligent Content Creation

Harness the power of AI with Newline Canvas' AI Pen, enabling intelligent content creation by recognizing shapes, images, and text in over 197+ languages.

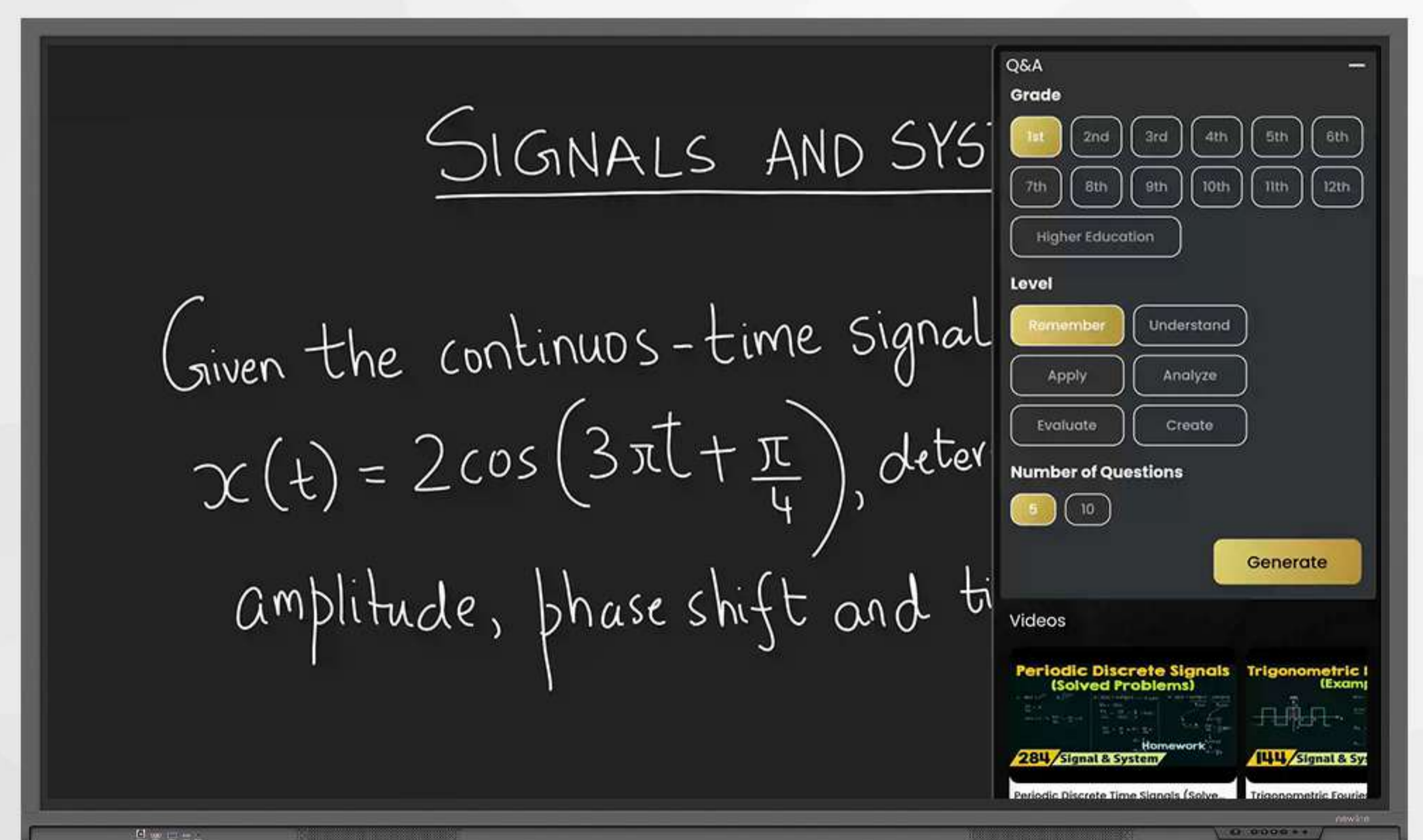


Effortless Content Integration

Enrich Your Classroom Experience: Seamlessly Integrate Over 3000 Videos, 1000 Simulations, 20K 3D Models, and Geogebra Math Tools. Captivate Students' Attention and Enhance Learning in Ways Never Before Possible.


Engaging Assessments and Quizzes

Empower educators with Newline Canvas' activity builder, facilitating the creation of engaging assessments and quizzes to make learning interactive and fun.



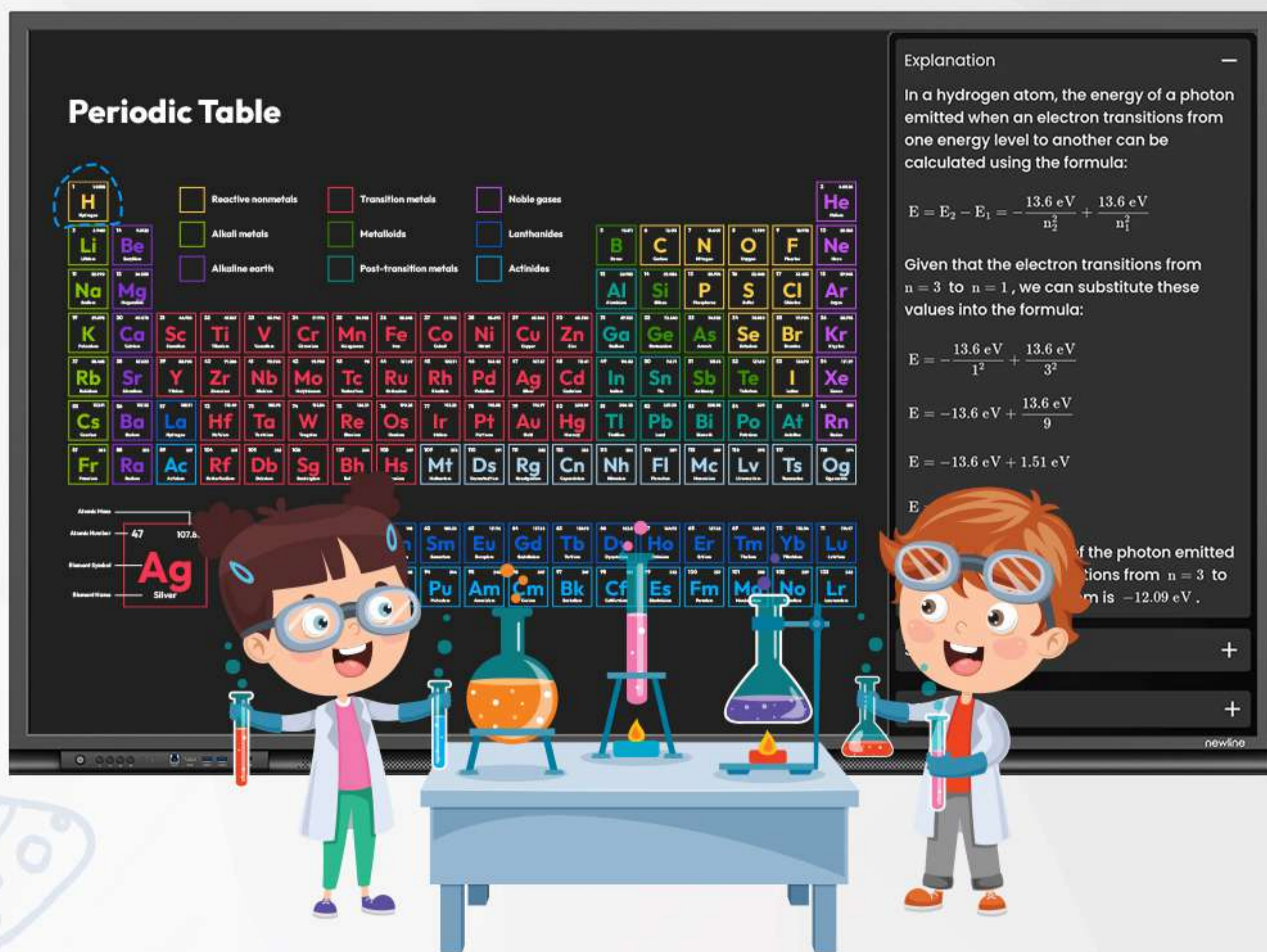
Math Graph Integration

Illustrate mathematical concepts with precision using Newline Canvas' graph plotting feature, enabling educators to demonstrate functions, equations, and geometric shapes effortlessly.



Visualize Concepts with Precision

Explore elements with an interactive periodic table and unleash creativity with custom shapes, offering precision and flair to visualizations with Newline Canvas.



Screen Splitting for Productivity

Divide your workspace into multiple screens for simultaneous collaboration and multitasking.



Seamless Integration with Classroom Tools

Integrate seamlessly with Google Classroom and Microsoft Teams, accessing course materials



Licensing Flexibility

Tailor your licensing needs with one IFPD and up to four other Android devices




Seamless Compatibility

Enjoy seamless compatibility across Windows, Android, iOS, and web platforms



Structured Visualization Made Easy

Generate comprehensive flow sheets effortlessly with Newline Canvas' AI-powered feature, enhancing clarity and comprehension in structured visualizations.



Access Anytime, Anywhere

Experience the power of Newline Canvas on the go, logging in via different platforms, scanning a QR code, or using email with OTP for effortless access.

Unlock the full potential of collaboration and creativity with Newline Canvas.

A platform where innovation meets intelligence, bringing ideas to life like never before.

Discover a new era of collaboration today.

newline

1-800-419-0309
www.newlineinteractive.in

Chennai

Room No. 202, 203, 211
No.37, Workafella, TTK Road, Alwarpet,
Chennai-600018, Tamil Nadu

Gujarat

104, 1st Floor, Shilp Arista, Opposite
Stellar, Sindhu Bhavan Road, Thaltej,
Ahmedabad 380015, Gujarat

Delhi

Unit No. A-717, 7th Floor,
DLF Tower A, Jasola District Centre,
New Delhi- 110025

Kolkata

RAIKVA Tower 3A, Ram Mohan
Mullick Garden Lane, 3rd Floor, Suit No - 309
Kolkata, West Bengal 700010

Mumbai

1st Floor, B-107, Kanakia Wall Street,
Chakala, Andheri Kurla Road,
Andheri East Mumbai-400059, Maharashtra.

Hyderabad

6-3-871, Ground Floor, Snehalatha
Building, Greenlands Rd, Begumpet,
Hyderabad, Telangana 500016